




# CAT# GL-6 LED KEYCHAIN FLASHLIGHT BATTERY REPLACEMENT

Requires: Phillips-type jewelers screwdriver and 2 CR1616 (CAT#LBAT-28) coin cell batteries



Make sure notches in rubber push-button and plastic case are aligned.

Stack the two batteries, facing the same way inside clear plastic cover.



Flange of LED should be on the inside of the plastic case, with the remainder sticking out of the case. The two leads of the LED straddle the batteries, one lead on each side. Compress the LED leads against the batteries. If it doesn't light, reverse the polarity by rotating the LED 180 degrees.

