


Features:

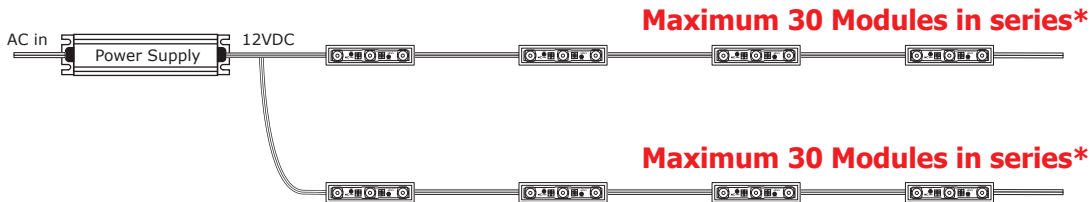
- Wide 150° Viewing Angle
- Super Bright 1.5Watt / Module
- 2 Modules / Ft.



Item	Value	Unit
Model Name	HPE3-W57	
Power Dissipation	1.5W	W
Input	12V / 125mA	VA
Lumen	120	lm
Lumen/Watt	80 lm/W	lm/W
CCT(K)	5700K	K
Viewing angle	150	°
LED SPEC	Power LED 0.9W *3	pcs
Module Pitch	180 ± 5	mm
Max in series	30	pcs
Waterproof	IP68	
Operating Temp	-20 ~ 50	°C
Size	66*15*8	mm
Weight	12	g
Life Time	40,000	Hours

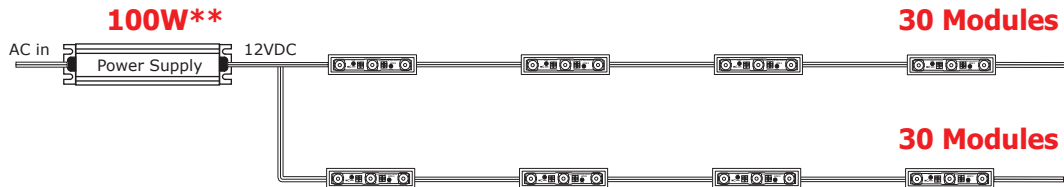
* Features

1. Wide Angle providing Channel letter depth down to 80mm, Module Pitch to 180mm
2. Installed modules decreased to 1/2 compare with lower power modules
3. Cost reduction with high efficiency solutions



*No more than 30 modules per line and do NOT exceed the maximum handling power of power supply.

Example:



**Recommended HPE3 for 100Watt power supply is 60 modules