

High Output DC Adapter

5 Outputs

PN: 09004-138166

Mfg: TDI Electronics

Input Voltage: -40 ~ -56V DC 10A

Output: +12V DC 20A / 240Watts

+5V DC 15A / 75Watts

+3.3V DC 10A / 33Watts


Optional:

-12V DC 0.3A / 3.6Watts

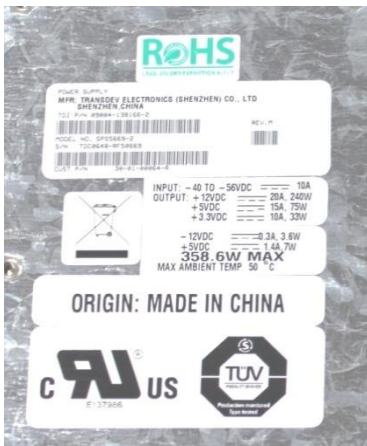
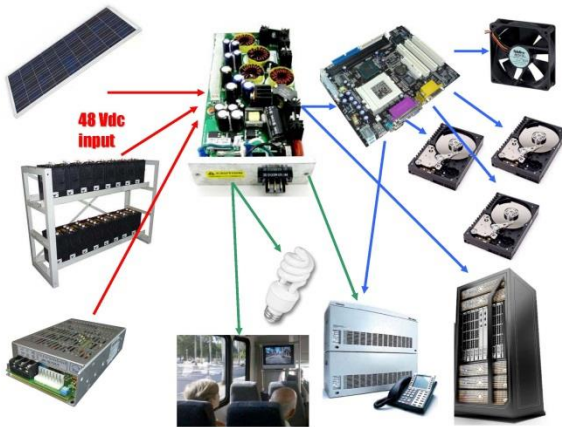
+5V DC 1.4A / 7Watts

Output Power: 358.6 Watts MAX

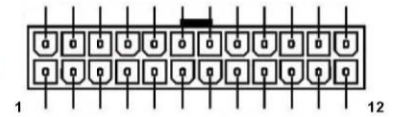
Form Factor: Plug-in Module/ATX



358.6 Watts PSU



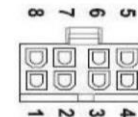
J1	Pin#	Voltage
	1, 11, 12, 24	+3.3Vdc
	6, 8, 10, 13, 18, 19, 20, 22	Ground
	7, 9, 14, 15, 16,	+5Vdc
	5	PWR OK
	4	+5Vdc Standby
	2, 3	+12Vdc
	23	-12Vdc
	21	PS ON
	17	-5Vdc



24 pin ATX Reversed/Extension Female Connector

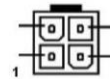
Easy ON:
Jump/Connect pin 21 to any GND Pin

J2	Pin#	Voltage
	5, 6, 7, 8	+12Vdc
	1, 2, 3, 4	Ground



8pin Connector

J3 & J4	Pin#	Voltage
	2	+12Vdc
	1, 3	Ground
	4	+5Vdc



4pin Connector

Input:
-48 ~ -56Vdc

Output:
12Vdc @ 20A / 240W
5Vdc @ 25A / 125W
3.3Vdc @ 10A / 33W

