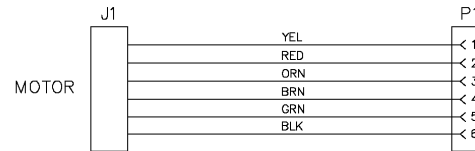


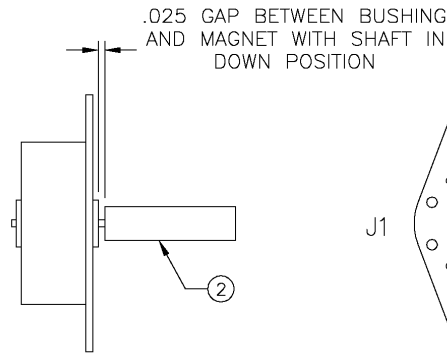
NOTES: UNLESS OTHERWISE SPECIFIED,

1. ALL DIMENSIONS ARE IN INCHES.
2. INSTALL CONNECTORS PER MANUFACTURER'S RECOMMENDATIONS.
3. BAG AND TAG WITH PART NUMBER, REVISION LEVEL, SUPPLIER ID AND DATE OF MANUFACTURE.

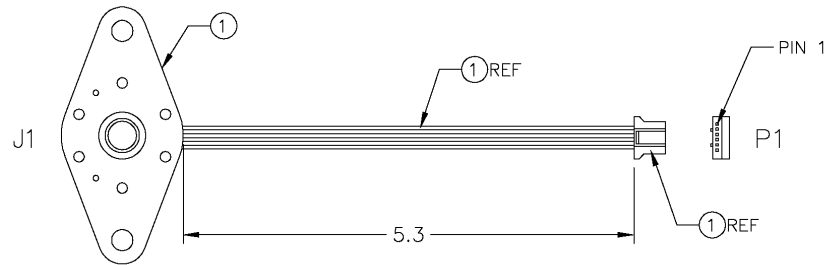
REVISIONS					
REV	DESCRIPTION	DATE	BY	CKD	APPR
1	INITIAL RELEASE	10-15-06			



CONNECTION DIAGRAM



.025 GAP BETWEEN BUSHING AND MAGNET WITH SHAFT IN DOWN POSITION



SEE SEPARATE BILL OF MATERIALS

<p>PROPRIETARY AND CONFIDENTIAL</p> <p>THIS DOCUMENT CONTAINS INFORMATION PROPRIETARY TO MEC Dynamics, WHICH IS EITHER COPYRIGHTED OR PATENT APPLIED FOR AND/OR PROTECTED BY TRADE SECRET LAWS. THIS DOCUMENT, OR ANY PARTS THEREOF, MAY NOT BE USED, DISCLOSED, OR REPRODUCED IN ANY FORM, BY ANY METHOD, OR FOR ANY PURPOSE WITHOUT THE EXPRESS WRITTEN PERMISSION OF MEC Dynamics.</p>	<p>UNLESS OTHERWISE SPECIFIED DIMENSIONS ARE IN INCHES</p> <p>TOLERANCES:</p> <table style="margin-left: auto; margin-right: auto;"> <tr> <td>DECIMALS</td> <td>ANGLES</td> </tr> <tr> <td>.X ± .25</td> <td>± -'</td> </tr> <tr> <td>.XX ± -</td> <td></td> </tr> </table>	DECIMALS	ANGLES	.X ± .25	± -'	.XX ± -		<p>UNLESS OTHERWISE SPECIFIED</p> <ul style="list-style-type: none"> • INTERPRET DWG IAW ASME Y14.100M. • COMMERCIAL TOLERANCES APPLY TO STOCK SIZES. • PARENTHETICAL IDENTITIES ARE FOR REFERENCE ONLY. • DIMENSIONAL LIMITS APPLY AFTER FINISH PROCESSING. 	<p>MEC DYNAMICS www.mecdynamics.com</p>						
	DECIMALS	ANGLES													
	.X ± .25	± -'													
	.XX ± -														
<p>DO NOT SCALE DRAWING</p>	<table border="1"> <tr> <th>APPROVALS</th> <th>DATE</th> </tr> <tr> <td>DWN: J.CLAUS</td> <td>10/15/06</td> </tr> <tr> <td>CHK:</td> <td></td> </tr> <tr> <td>ENG:</td> <td></td> </tr> <tr> <td>MFG:</td> <td></td> </tr> <tr> <td>QA:</td> <td></td> </tr> </table>	APPROVALS	DATE	DWN: J.CLAUS	10/15/06	CHK:		ENG:		MFG:		QA:		<p>DRIVE MOTOR ASSY</p>	
APPROVALS	DATE														
DWN: J.CLAUS	10/15/06														
CHK:															
ENG:															
MFG:															
QA:															
<p>THIRD ANGLE PROJECTION</p>		<table border="1"> <tr> <th>SIZE</th> <th>DWG NO.</th> <th>REV</th> </tr> <tr> <td>D</td> <td>ELC0006</td> <td>1</td> </tr> </table>	SIZE	DWG NO.	REV	D	ELC0006	1							
SIZE	DWG NO.	REV													
D	ELC0006	1													
		<p>SCALE -</p>	<p>SHEET 1 OF 1</p>												